

**Ruth Miskin  
Training**



# *Read Write Inc. Phonics* Fred Talk

# Reading changes everything

---

Teach a child to read and keep that child reading and we will change everything.

**And I mean everything.**

*Jeanette Winterson*

# Sounds + blending = reading

---



Your child is learning to read words in *Read Write Inc.* Phonics by blending sounds together:

Alongside teaching children sounds, we teach them to blend sounds to read words e.g. s-a-t, sat.

We use Fred Talk to help children read.

# Fred

---



Let me introduce you to Fred.

Fred can only speak in sounds. He says d-o-g, h-a-t etc.

Speaking like Fred helps children to understand that words are made up of sounds.

Fred helps children practise blending sounds together because he needs the children to say the words for him. Fred says d-o-g, children tell him the word is dog.

This is how we **quickly** teach **all of our children** to blend.

# Speed Sounds Set 1

## Consonant sounds – stretchy

f	l	m	n	r	s	v	z	sh	th	ng	nk
---	---	---	---	---	---	---	---	----	----	----	----

## Consonant sounds – bouncy

b	c	d	g	h	j	p	qu	t	w	x	y	ch
	k											

## Vowel sounds – bouncy

a	e	i	o	u
---	---	---	---	---

## Vowel sounds – stretchy

ay	ee	igh	ow
----	----	-----	----

## Vowel sounds – stretchy

oo	oo	ar	or	air	ir	ou	oy
----	----	----	----	-----	----	----	----

Remember that:

- Children need to know sounds – not letter names – to read words.
- We pronounce the sounds clearly, using pure sounds ('m' not 'muh', 's' not 'suh', etc.) so that your child will be able to blend the sounds together to make words more easily.

# Fred Talk routine

---

1. Say the word in sounds as Fred e.g. c-a-t.
2. Ask your child to repeat. Can they 'jump-in' with the whole word?
3. Say the word in sounds followed by the whole word e.g. c-a-t, cat
4. Ask your child to repeat



Fred Talk follows a consistent routine:

Say the word in sounds as Fred e.g. c-a-t. Ask children to repeat. Pause to allow children to 'jump-in' with the whole word.

Say the word in sounds followed by the whole word e.g. c-a-t, cat. Ask children to repeat.

# Fred games and Fred talk throughout the day

---

Shall we have some **l-u-n-ch**?



What would you like to **p-l-ay**?

Let's put on your **c-o-a-t**.

Try to use Fred Talk throughout the day at home to help your child practise blending sounds together.

Fred Talk words at the end of the sentence and keep the words short and simple

# Reading with Fred Talk

---

m

a

t

mat

We teach children to read words using Fred Talk to blend together the sounds they know e.g. m-a-t, mat.

We say 'Fred Talk, read the word'.



## What can I do?

---

1. Speak like Fred throughout the day
2. Play Fred games
3. Use 'Fred Talk, read the word' to read words

## Online resources available

---

Ruth Miskin Parents' Page:

<http://www.ruthmiskin.com/en/parents/>

Ruth Miskin Facebook:

<https://www.facebook.com/miskin.education>

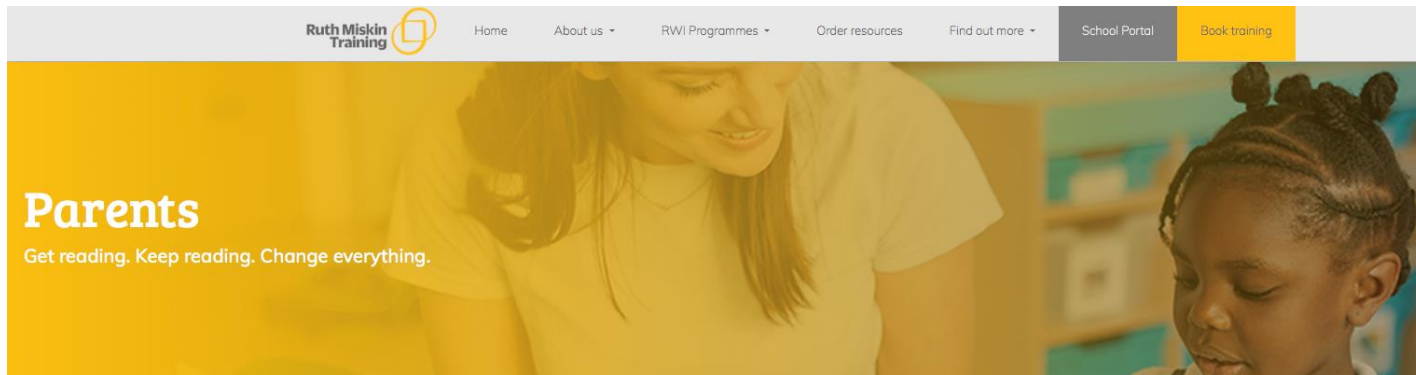
Free e-books for home reading:

<http://www.oxfordowl.co.uk/Reading/>

# Fred games – in action

---

# Free Video Tutorials (ruthmiskin.com)

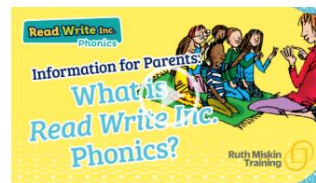
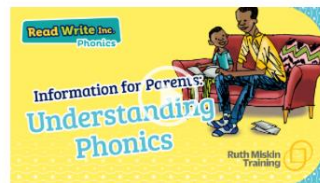


## ***Read Write Inc. Phonics – information for parents***

Our films show how we teach children to read and write with Read Write Inc. Phonics.

If your child is in a Read Write Inc. school or if you have bought a parent pack, the films will help you and your child practise together at home.

If you have a question for us, please get in touch via our [Facebook](#) and [Twitter](#) pages.



# Reading changes everything

---

Teach a child to read and keep that child reading and we will change everything.

**And I mean everything.**

*Jeanette Winterson*