



**Ruth Miskin
Training**



***Introduction to
Read Write Inc.***

Reading changes everything

Teach a child to read and keep that child reading and we will change everything.

And I mean everything.

Jeanette Winterson

Read Write Inc. Phonics and Fresh Start

Who is it for?

- Children learning to read in YR– Y2
- Older children who need to ‘catch up’
- Fresh Start – Year 3 - Year 6
- Taught in groups based on their stage of reading

How we assess

- We assess each half term
- Reading Leader carry's out the assessments of all children.
- We group children based on their stage of reading, not their age of reading
- All children practice reading at the right level

Read Write Inc. Phonics daily lessons



We teach sounds daily



Children practice reading and spelling words containing these sounds

Children read decodable books containing sounds and words they can read



Adults read stories to children they cannot read for themselves

One-to-one tutoring – ‘keep up, not catch up!’



Some children need extra practice when learning to read, so we teach these children one-to-one for ten minutes daily, on top of their group lesson. This is carried out by a trained one to one tutor in school.

Fresh Start Modules: reading and writing



Fresh Start is a 'learn to read' programme for pupils in Y5 and Y6. Children learning to read using Fresh Start learn the sounds to read and spell words in the same way as Phonics. The main difference is that instead of reading Storybooks, they read age-appropriate stories called Modules and Anthologies.

What is phonics?

Sounds

Graphemes

All words are made up of individual **sounds**. These sounds are merged together to form words.

e.g. in 'mat' we have the sounds 'm', 'a', 't', ship – 'sh', 'i', 'p'.

English alphabetic code

- 44 sounds
- 26 letters
- Over 150+ graphemes (letter combinations)

One of the most complex alphabetic codes in the world.

The 26 letters work singly, in pairs and sometimes in threes to represent one sound.

We have to group letters together to write some sounds e.g. 'igh', 'air'.

Speed Sounds set 1 and Set 2

Using RWI, we make learning to read easy for children because we start by teaching them just one way of reading and writing every sound. On the next page is the Simple Speed Sounds chart we use in class.

We teach Set 1 sounds first - (sounds as far as a e i o u). Children need to know sounds – not letter names – to read words.

Speed Sounds Set 1 and Set 2

Consonant sounds – stretchy

f	l	m	n	r	s	v	z	sh	th	ng
										nk

Consonant sounds – bouncy

b	c	d	g	h	j	p	qu	t	w	x	y	ch
	k											

Vowel sounds – bouncy

a	e	i	o	u
---	---	---	---	---

Vowel sounds – stretchy

ay	ee	igh	ow
----	----	-----	----

Vowel sounds – stretchy

oo	oo	ar	or	air	ir	ou	oy
----	----	----	----	-----	----	----	----

Pure Sounds (pendeenschool.com)

Pronunciation guide

We teach using pure sounds.

We pronounce the sounds clearly, using pure sounds ('m' not 'muh', 's' not 'suh', etc.) so that your child will be able to blend the sounds together to make words more easily.

Here is a link to our school website where you can watch some of our children saying the pure sounds.

www.pendeenschool.com

Speed Sounds Set 3

Once children know one way of reading and writing every sound, they start to learn spellings for each sound they already know.

For example, they know 'ay' and now learn a-e and ai as other spellings for the same sound.

See the next page for the Speeds Sound Set 3 chart we use in class.

Speed Sounds Set 3

Consonant sounds

f	l	m	n	r	s	v	z	sh	th	ng
ff	ll	mm	nn	rr	ss	ve	zz	ti		nk
ph	le	mb	kn	wr	se		s	ci		
					c		se			
					ce					


b	c	d	g	h	j	p	qu	t	w	x	y	ch
bb	k	dd	gg		g	pp		tt	wh			tch
	ck				ge							
	ch				dge							

Vowel sounds

a	e	i	o	u	ay	ee	igh	ow
	ea				<u>a</u> -e	<u>e</u> -e	<u>i</u> -e	<u>o</u> -e
					ai	y	ie	oa
						ea	i	o
						e	y	

oo	oo	ar	or	air	ir	ou	oy	ire	ear	ure
<u>u</u> -e			oor	are	ur	ow	oi			
ue			ore		er					
ew			aw							
			au							

Sounds + blending = reading



Alongside teaching children sounds, we teach them to blend sounds to read words e.g. s-a-t, sat.

We use Fred Talk to help children read.

Fred



Let me introduce you to Fred.

Fred can only speak in sounds. He says d-o-g, h-a-t etc.

Speaking like Fred helps children to understand that words are made up of sounds.

Fred helps children practise blending sounds together because he needs the children to say the words for him. Fred says d-o-g, children tell him the word is dog.

This is how we **quickly** teach **all of our children** to blend.

Teach spelling using Fred Fingers



We use Fred Fingers to help children sound out words to spell easily.

It means they do not have to memorise lists of spelling words.

It is a tool so they will be able to spell any word.

'Three with me, four at home'

Accuracy

Fluency

Comprehension

Read and enjoy at home

Reading at school

In our school, children read each Read Write Inc. Storybook three times in class with their partner.

Re-reading the same book helps children to become confident readers. Each time they re-read, they build their fluency/speed and comprehension. They love reading and want to read because they can read all of the words in the Storybook.

We set a focus for each re-read in school:

- The first read focuses on reading every word accurately.
- The second on reading the story more quickly.
- The third read on comprehension - understanding what they read.

This means that every child reads to their adult teaching the Read Write Inc. lesson each day.

Which books will children bring home?

- We send a picture book to share with your child that has already been read to them so they care about it. You can read the story to them or they can retell the story by looking at the pictures. They are not expected to read the story themselves.

We make sure that every book that goes into your child's book bag is a well-loved book – one they know already and want to read again and again.

The children choose these books from our in class library which is changed termly.



Which books will children bring home?




We send home a Book Bag Book. They have guidance inside just for you as parents. They are matched to the books children read in school so provide practice of the same sounds – extra practice at the right level for your child. They include many of the same reading activities that we use in class.

We change the books on Monday's and Thursdays so children become fluent on their third read.

We ask that Book Bag Books remain in book bags so we can hear children read individually to an adult throughout the week.

Free Video Tutorials (ruthmiskin.com)

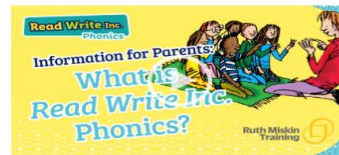
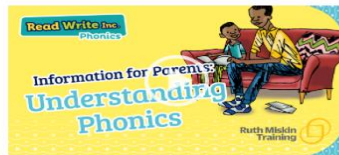


Read Write Inc. Phonics – information for parents

Our films show how we teach children to read and write with Read Write Inc. Phonics.

If your child is in a Read Write Inc. school or if you have bought a parent pack, the films will help you and your child practise together at home.

If you have a question for us, please get in touch via our [Facebook](#) and [Twitter](#) pages.



Watch video tutorials on the Ruth Miskin website to help you to understand more about Phonics, Read Write Inc. and how to practise reading and writing with your child at home.

What can I do?

1. Use pure sounds, not letter names
2. Use Fred Talk to read and spell words
3. Listen to your child read their Storybook every day
4. Read stories to your child every day

We will run regular bitesize meetings to look at each of these in more detail. More details of phonics and how you can support your child can be found on the school website.

www.pendeenschool.com

Online resources available

Ruth Miskin Parents' Page:

<http://www.ruthmiskin.com/en/parents/>

Ruth Miskin Facebook:

<https://www.facebook.com/miskin.education>

Free e-books for home reading:

<http://www.oxfordowl.co.uk/Reading/>

Reading feeds the imagination, it expands horizons and offers new and exciting ways of seeing and making sense of our lives and of the world around us.

Michael Morpurgo