



Inspection Data Summary Report

BETA

 This is a new service – your [feedback](#) will help us to improve it.

Pendeen School

URN: 140670 **LAESTAB:** 9082034 **Local authority:** Cornwall

Phase of education: Primary **Type of education:** Academy Sponsor Led

▶ [About the trust](#)

Release information: Provisional 2023 Phonics, Provisional 2023 KS1, Provisional 2023 KS2

Release date: 18 October 2023 [IDSR news page \(https://www.gov.uk/guidance/idsr-news-and-updates\)](https://www.gov.uk/guidance/idsr-news-and-updates)

School characteristics

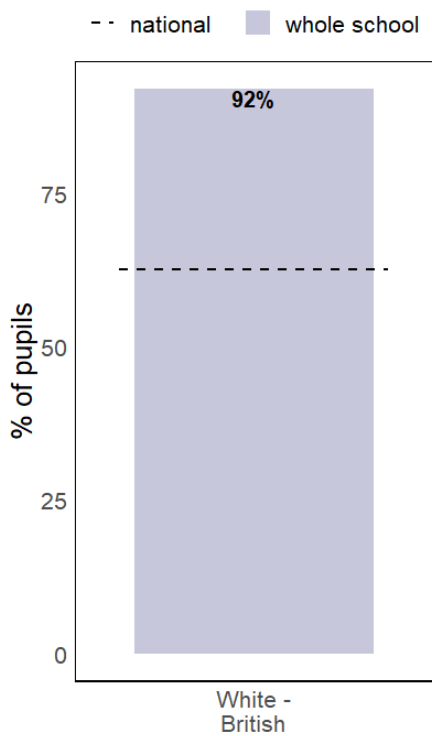
	2021	2022	2023
School number on roll	Well below average 76	Well below average 78	Well below average 79
School % FSM	Above average 34	Above average 37	Above average 37
School % SEND support	Close to average 13	Well above average 18	Below average 10
School % EHC plan	Above average 2.6	Well above average 5.1	Well above average 5.1
School % EAL	Well below average 0	Well below average 0	Well below average 1
School % stability	Close to average 84	Below average 78	Well below average 68

	2021	2022	2023
Pupil base deprivation	Above average	Above average	Above average
School location deprivation	Above average	Above average	Above average

- The proportion of pupils eligible for FSM (20%) in year 1 is low compared to other year groups.
- The proportion of pupils eligible for FSM (23%) in year 4 is low compared to other year groups.
- The proportion of pupils eligible for FSM (57%) in year 2 is high compared to other year groups.
- The proportion of pupils eligible for FSM (50%) in year 5 is high compared to other year groups.

Ethnicity

Groups that represent 5% or more of the overall cohort



► [Table](#)

SEND characteristics

Type of resourced provision: No resourced provision

Number of pupils with SEND who are also FSM and/or CLA: 6

SEND support (8)

SEND primary need	R	Y1	Y2	Y3	Y4	Y5	Y6	Total
Moderate Learning Difficulty	0	0	0	0	0	0	1	1
Social, Emotional and Mental Health	0	0	0	0	0	0	1	1
Speech, Language and Communication Needs	0	2	1	0	1	1	0	5
Autistic Spectrum Disorder	0	0	0	0	1	0	0	1
Year group totals	0	2	1	0	2	1	2	8

EHC plan (4)

SEND primary need	R	Y1	Y2	Y3	Y4	Y5	Y6	Total
Moderate Learning Difficulty	0	0	0	0	0	1	0	1
Severe Learning Difficulty	0	0	0	0	0	0	1	1
Speech, Language and Communication Needs	0	0	0	0	1	0	0	1
Autistic Spectrum Disorder	0	0	0	0	0	0	1	1
Year group totals	0	0	0	0	1	1	2	4

Staffing

- The proportion of education support staff relative to teaching staff was in the highest 20% in 2022.
- Per pupil spending was in the highest 20% of similar schools in 2021/22 for: Staff development and training, Education support staff.
- *There is nothing to highlight for teachers with at least one period of sickness absence in 2021/22 or 2020/21.*
- *There is nothing to highlight for days lost to teacher absence (7 days) in 2021/22.*
- At the time of the November 2022 census, there were no full-time vacant teacher posts in the school.
- Staff turnover was in the highest 20% in: 2021

Links to alternative provision and other providers

There were no links identified for this school from the January 2023 census.

Absence






- There is nothing to highlight for overall absence in 2021/22 compared to all schools or schools with a similar level of deprivation.
- There is nothing to highlight for persistent absence in 2021/22 compared to all schools or schools with a similar level of deprivation.


Suspensions & permanent exclusions

Whole school

- For the whole school, there is nothing significant or exceptional to highlight for total suspensions compared to all schools in 2021/22, therefore no conclusions can be drawn from this data.
- For the whole school, there is nothing significant or exceptional to highlight for repeat suspensions compared to all schools in 2021/22, therefore no conclusions can be drawn from this data.
- Across the whole school, there were no suspensions in 2021/22.
- There were no permanent exclusions in the whole school in 2021/22. The national average for this year was close to zero. There were no permanent exclusions in the previous two years either.

Progress and attainment at key stages 1 and 2

-  School difference from national has improved from comparator year
-  School difference from national has improved slightly from comparator year
-  Similar to comparator year or fewer than 11 pupils
-  School difference from national has weakened slightly from comparator year
-  School difference from national has weakened from comparator year

	2023 cohort/entries	Performance in 2023	2023 value	2023 nat value	1 year	4 year
Reading KS2 progress	18	Sig above national and 91st percentile	3.2	0.0	—	—
Writing KS2 progress	17	Sig above national and 98th percentile	4.6	0.0	—	—
EGPS KS2 high standard %	18	Sig below national and 1st percentile	0	30		—

[Non-significant data](#)

- Of the 10 year 1 pupils, 3 did not meet the **phonics expected standard**. There were 1 pupil(s) that were screened for phonics in year 2 in 2023; 0 of those met the expected standard.

Pupil groups

Primary - 2023 data

No pupil groups were highlighted for this school.

Absence - 2021/22

	FSM	SEN	EAL
Persistent absence	-	Highest 20%	-

[News and updates](#) [Cookie policy](#)

[Accessibility statement](#) [Privacy notice](#)

OGI

All content is available under the [Open Government Licence v3.0](#), except where otherwise stated

© Crown copyright